



EXHIBITOR PARKING INFORMATION

PLEASE READ CAREFULLY - PLEASE PRINT THIS DOCUMENT AND KEEP IT WITH YOU

You will be provided with free parking on **Friday, Saturday, and Sunday.**

- During the move-in on Thursday please come to the show office and sign out your Parking QR code when you pick up your show badges.
- Please do not lose this QR code, you will need it for the duration of the weekend.
- You can throw it away after the event is over on Sunday.

All exhibitors should park in the **6th AVENUE PARKING GARAGE** on Friday, Saturday, and Sunday.

- Please see the map below page 2.
- The entrance into the parking garage is on the back side, off H Street – shown on the map below page 2.

There are instructions attached for using your QR code below page 4:

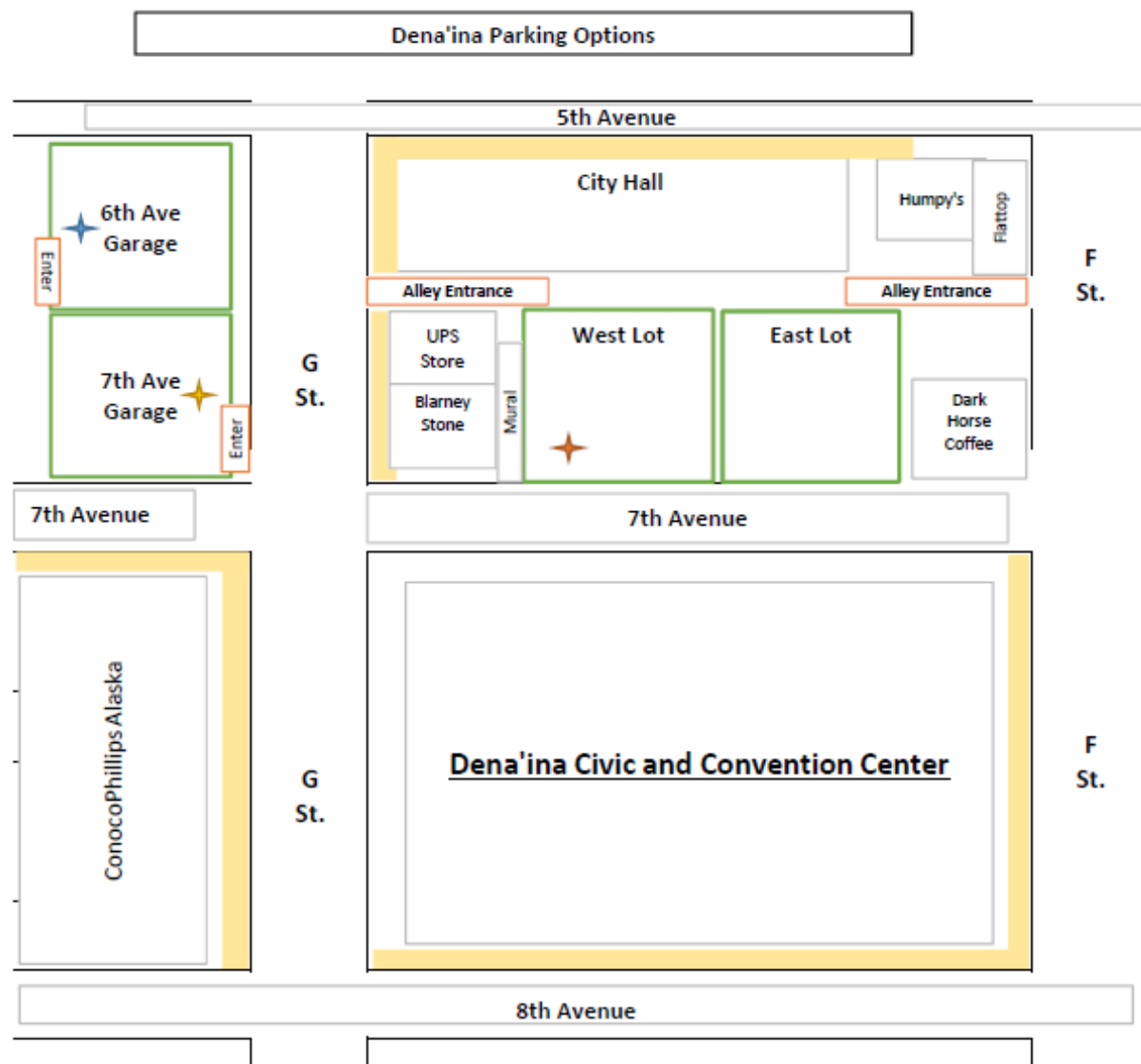
- You need to take a ticket when you enter the parking garage.
- When you leave, you insert your ticket, then use your QR code as payment, this will get you out without paying.

Oversized Vehicles:

- We have very limited parking available for oversized vehicles that will not fit in the parking garage, please let us know immediately if you cannot avoid bringing an oversized vehicle, and we will let you know where to park that vehicle.
- ***Please try to avoid bringing an oversized vehicle if possible.***

Street parking:

- Street parking must be paid for on most days, and a lot of street parking is a maximum two hours only, so you must go and move your vehicle after two hours.
- ***This still applies on the days when street parking is free.*** If the meter you are parked at is a two-hour meter, ***EVEN IF IT IS FREE PARKING***, you can only leave your vehicle at that meter for two hours. After two hours you will get a ticket.
- There is some 10-hour street meter parking on the streets behind the building – South of 8th avenue - please see attached map below page 3.
- Please ensure you are aware of what type of parking meter you are using when you park, to avoid getting a ticket after two hours.



6th Avenue Garage

\$2.00 per hour Public Parking 7 days a week



7th Avenue Garage

\$2.00 per hour. Public Parking Saturday and Sunday only



City Hall Lots

West Lot Reserved for Oversized Vendor Parking

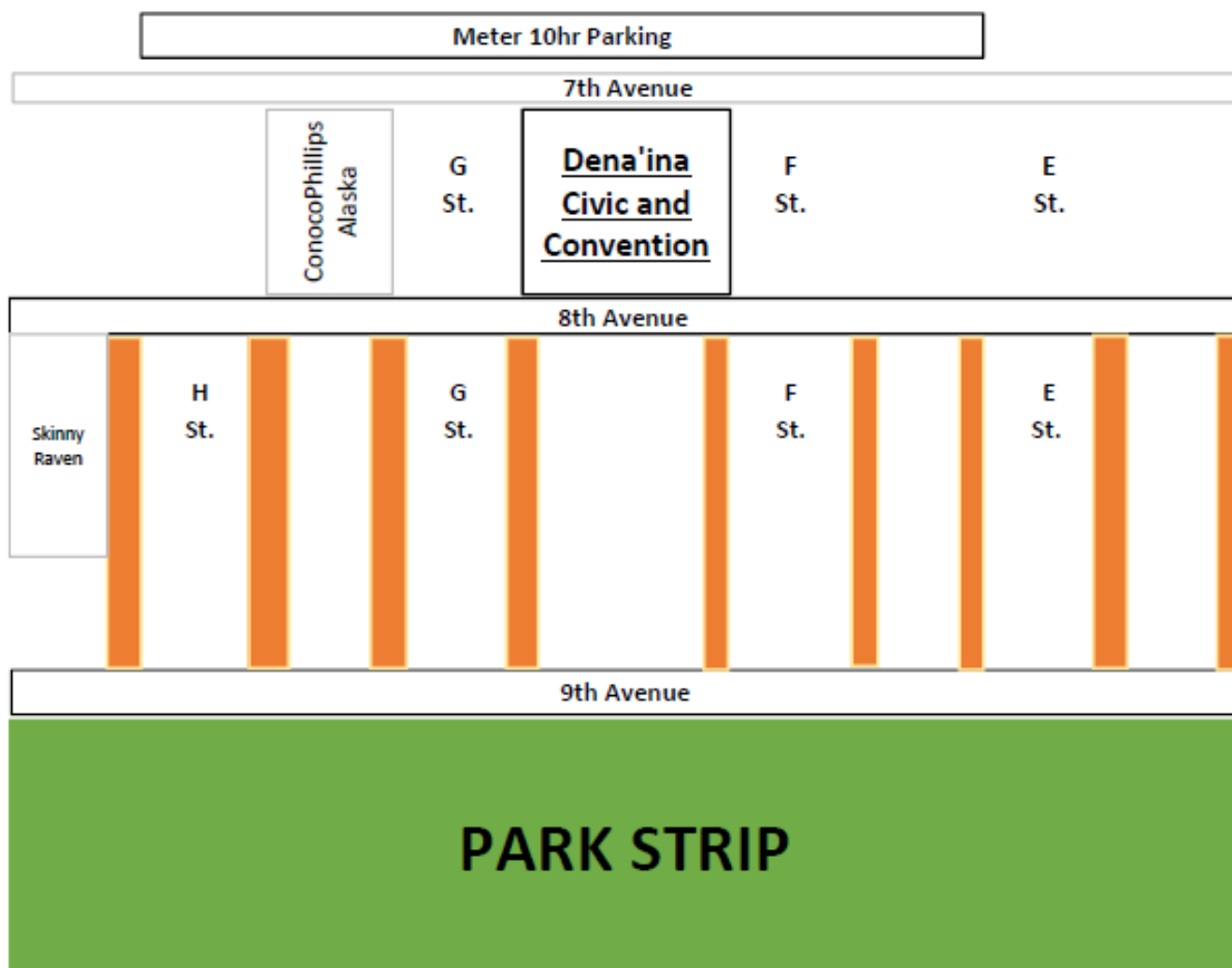


Street Parking 2 hour limit


Fri - \$1.75 per hour - free after 6pm, max stay 2hrs

Sat & Sun - free, max stay 2 hr

Vehicles must be moved one city block every 2 hours



Parking Meters between 8th & 9th Avenue from H Street to D Street have a max stay of 10hrs. These meters are distinguished by an orange pole.

-  Street Parking 10 hour limit
- Fri - \$1.25 per hour - free after 6pm, max stay 10hrs
- Sat & Sun - free, max stay 10hrs

EasyPark

Instructions for QR Discount Codes for use at Exit Only

Entry

Press the blue button for a garage entry ticket.

This ticket will be used upon exit, before scanning your QR discount code.

Exit Step 1

Insert your garage entry ticket.

Exit Step 2

Scan QR code when prompted.

Hold the QR code a couple inches away from the device for best results. The QR code reader will be glowing red when the reading unit is active.



If you need assistance:

Use the "call button" on the bottom-right side of the entry/exit gate or call 297-4471.



QR codes can be either printed on paper, or saved to your mobile phone as an image.
Both will work at any EasyPark entry/exit gate.

EasyPark entry/exit
gate equipment

